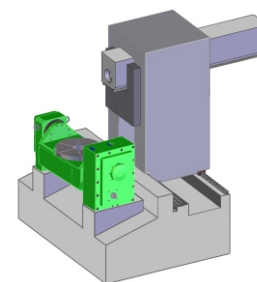








## Tavole roto-basculanti cnc CNC Tilting rotary tables

Specifiche per macchine a 5 assi  
Trasmissione meccanica - Bloccaggio idraulico

Designed and made for 5 axis machines  
Mechanical transmission - Hydraulic clamping

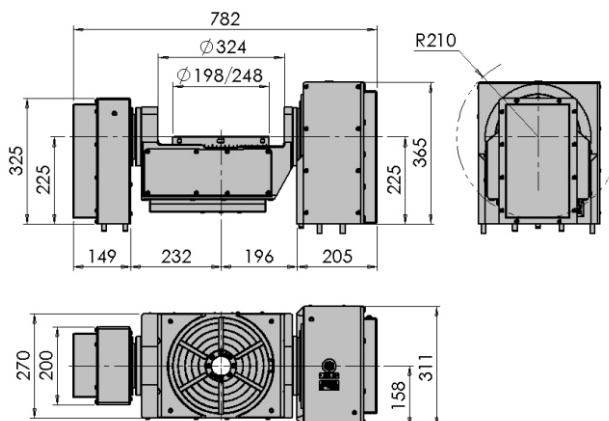



Caratteristiche - Modelli Specifications - Models		BRC-M 200 (250)	BRC-M 350 (400)	BRC-M 500	BRC-M 600				
Diametro tavola Table diameter	mm.	200 (Opt. 250)	350 (Opt 400)	500	600				
Diametro massimo pezzo Max diameter of workpiece	mm.	320	560	640	700				
Larghezza cave a T Table T-slots width	mm.	10	14	18	18				
Inclinazione Tilt range		-30° ÷ 110°	-30° ÷ 110°	-30° ÷ 110°	-30° ÷ 110°				
Asse Axis		Girevole Rotary	Inclinabile Tilting	Girevole Rotary	Inclinabile Tilting	Girevole Rotary	Inclinabile Tilting	Girevole Rotary	Inclinabile Tilting
Sistema di bloccaggio Clamp system		Pneumatico Pneumatic	Pneumatico Pneumatic	Pneumatico Pneumatic	Pneumatico Pneumatic	Idraulico Hydraulic	Idraulico Hydraulic	Idraulico Hydraulic	Idraulico Hydraulic
Capacità di bloccaggio (press. in ingresso) Clamp torque (entry pressure)	Nm.	400 (6 Bar)	1000 (6 Bar)	1000 (6 Bar)	1600 (6 Bar)	1200 (60 Bar)	2800 (60 Bar)	2200 (40 Bar)	3000 (40 Bar)
Rapporto asse/motore Axis/motor ratio		1/120	1/120	1/120	1/120	1/120	1/180	1/180	1/180
Grandezza motore (pagina 43) Servo motor size (page 43)		3	3	4	4	4	5	4	6
Velocità massima di rotazione Max rotation speed	Rpm	25	25	25	25	25	16,6	16,6	16,6
Precisione di posizionamento* Indexing accuracy*	sec.	±10	±30	±10	±30	±10	±30	±10	±30
Coppia di lavoro Working torque	 Nm	200	200	670	670	670	1130	1130	2370
Peso max ammesso 0° Max allowable load 0°	 Kg.	150	300	500	700				
Peso max ammesso 90° Max allowable load 90°	 Kg.	125	250	400	550				
Spinta max ammessa 0° Max allowable thrust 0°	 N.	10000	18000	22000	30000				
Spinta max ammessa 90° Max allowable thrust 90°	 FxL Nm	800	1400	1800	2700				
Peso netto tavola Table net weight	Kg.	160	400	550	750				

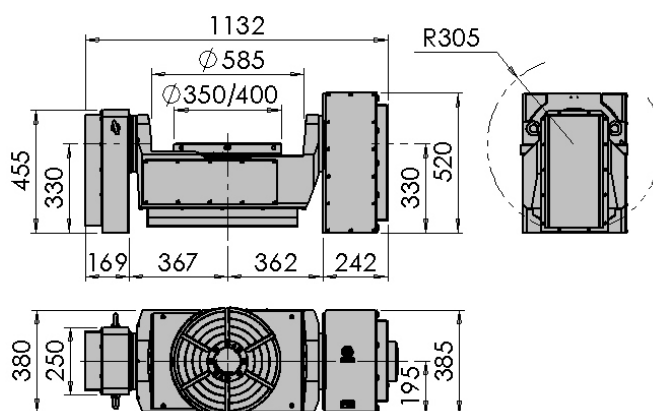

\*Le tavole serie BRC-M sono predisposte per l'installazione di encoder ad altissima risoluzione (fino a ±2,5") su entrambe gli assi. Possono inoltre essere dotate di distributore idraulico/pneumatico per la gestione di eventuali attrezzature di presa installate sul piano tavola.

\*The BRC-M table series are prepared for installation of high resolution encoders (up to ±2,5") on both axis. They can also be equipped with hydraulic/pneumatic distributor for the control of any workholding equipment installed on the table surface.

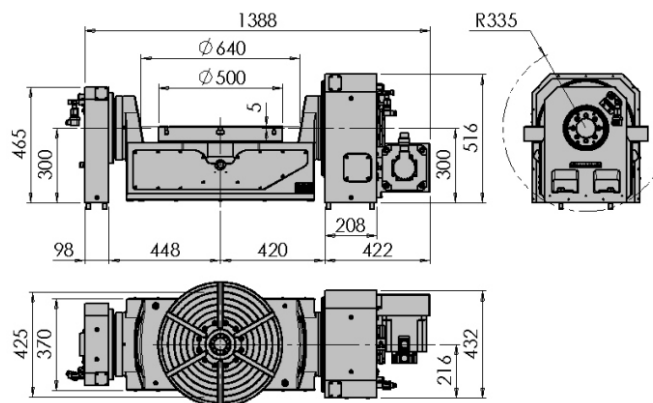

**BRC-M 200 (250)**



**BRC-M 350 (400)**



**BRC-M 500**



**BRC-M 600**

